

# JACKIE

## dining chair



### - MOUNTING INSTRUCTIONS -

**NL:** Tip bij harde vloeren: Plaats viltglijders onder de poten. Dit voorkomt beschadiging aan harde vloeren.


**UK:** Tip for hard floors: Place felt glides under the legs. This prevents damage to hard floors.

**DE:** Tipp für harte Böden: Ort Filzgleiter unter den Beinen. Dies verhindert Schäden an harten Böden.

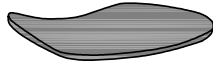
**FR:** Conseil pour les sols durs : Placez des patins en feutre sous les jambes. Cela évite d'endommager les sols durs.

# JACKIE

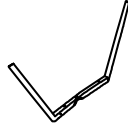
## dining chair



Ax1



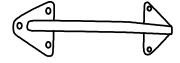
Bx1



Cx1



Dx1



Ex1



Fx5+1  
6x45mm



Gx1+1  
6x30mm

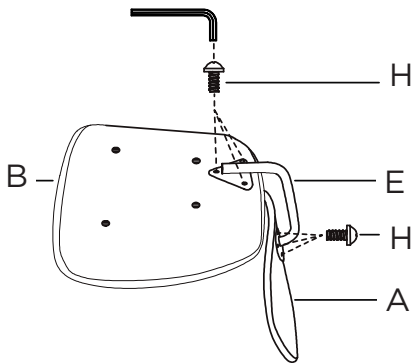


Hx6+1  
6x16mm

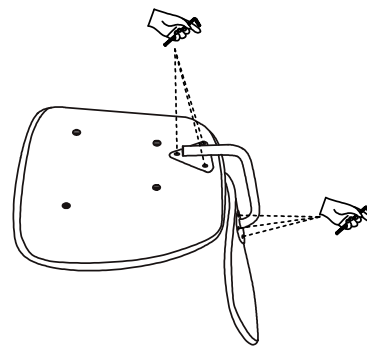


Ix1

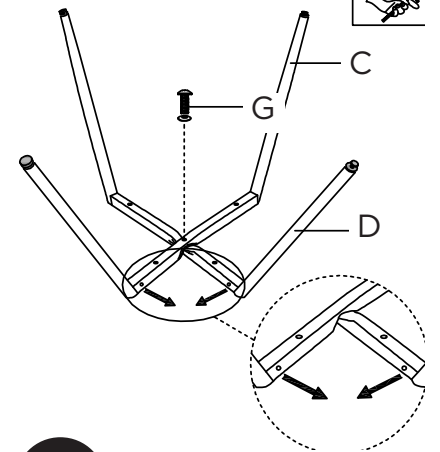
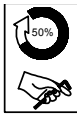
1



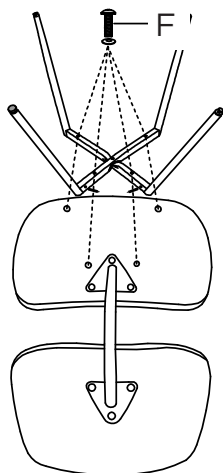
2



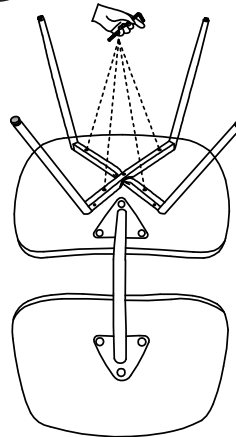

3



4



5



6

